

HW Mountz School Analysis of 2014-2015 Academic Progress




Spring Lake Board of Education
Meeting
March 21, 2016

Presented By The Data Team:
Kerri Walsifer, Karen Dettlinger, John Livingood, Rebecca Zielinski, Cheryl Salway, AnnMarie Henry, Nicki Orr

2014-2015
NJASK Science
Test Results

2014-2015
PARCC
ELA, Math
Test Results
Year One

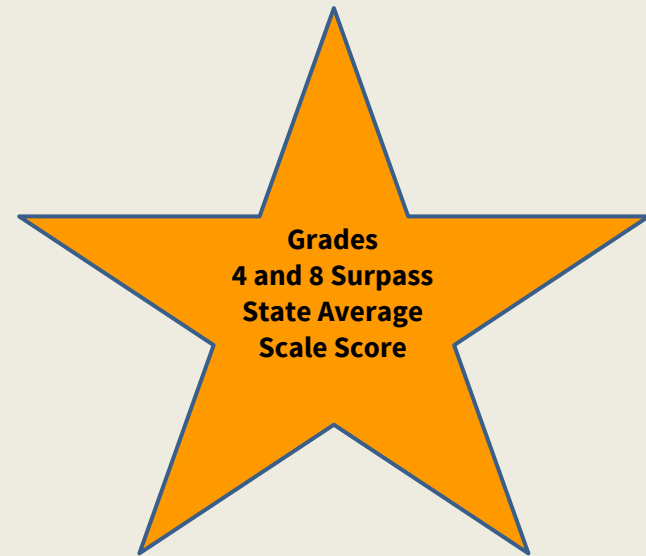
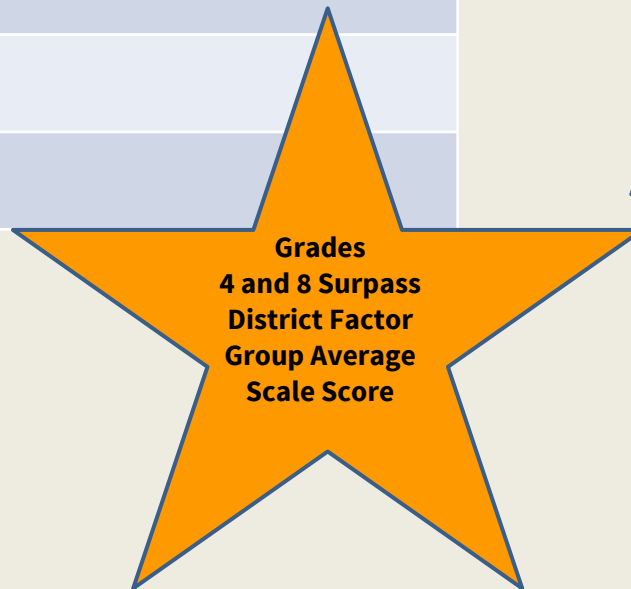
NJ ASK SCIENCE
GRADES 4 AND 8
RESULTS FOR SPRING 2015
ADMINISTRATION



NJ ASK SCIENCE

Performance of 2015

Grade	Total Student Population Proficient/Advanced Proficient 2014-2015
4	100%
8	96%



PARCC RESULTS:

YEAR ONE

HW Mountz School
March 21, 2016

Measuring
College and
Career Readiness



VISION FOR PUBLIC EDUCATION IN NEW JERSEY

“New Jersey will educate all students to prepare them to lead productive, fulfilling lives. Through a public education system that is seamlessly aligned from pre-school to college, students will gain the requisite academic knowledge and technical and critical thinking skills for life and work in the 21st century.”



NEW JERSEY'S STATEWIDE ASSESSMENT PROGRAM

- In 2015, New Jersey adopted the Partnership for Assessment of Readiness for College and Careers (PARCC) to replace High School Proficiency Assessment (HSPA) and previous assessments in the elementary and middle school in language arts and mathematics.
- Students took PARCC English Language Arts and Literacy Assessments (ELA/L) in grades 3 – 11.
- Students took PARCC Mathematics Assessments in grades 3 – 8 and End of Course Assessments in Algebra I

PARCC PERFORMANCE LEVELS

- Level 1: Not yet meeting grade-level expectations
- Level 2: Partially meeting grade-level expectations
- Level 3: Approaching grade-level expectations
- Level 4: Meeting grade-level expectations
- Level 5: Exceeding grade-level expectations

HW Mountz 2015 PARCC OUTCOMES ENGLISH LANGUAGE ARTS/LITERACY

	Count of Valid Test Scores	Not Yet Meeting (Level 1)	Partially Meeting (Level 2)	Approaching Expectations (Level 3)	Meeting Expectations (Level 4)	Exceeding Expectation (Level 5)	HWM % \geq Level 4	NJ % \geq 4
Grade 3	18	0	0	4 22%	12 67%	2 11%	78%	44%
Grade 4	29	0	0	5 17%	15 52%	9 31%	83%	51%
Grade 5	19	0	0	0	14 74%	5 26%	100%	52%
Grade 6	26	0	0	2 8%	17 65%	7 27%	92%	49%
Grade 7	21	0	0	1 5%	7 33%	13 62%	95%	52%
Grade 8	24	0	1 4%	6 25%	13 54%	4 17%	71%	52%

Note: Numbers may not sum to 100% due to rounding.

HW Mountz 2015 PARCC OUTCOMES

MATHEMATICS

	Count of Valid Test Scores	Not Yet Meeting (Level 1)	Partially Meeting (Level 2)	Approaching Expectations (Level 3)	Meeting Expectations (Level 4)	Exceeding Expectation (Level 5)	HWM % \geq Level 4	NJ % \geq 4
Grade 3	18	0	0	0	11 61%	7 39%	100%	45%
Grade 4	29	0	0	4 14%	21 72%	4 14%	86%	41%
Grade 5	19	0	0	4 21%	14 74%	1 5%	79%	41%
Grade 6	26	0	0	4 15%	16 62%	6 23%	85%	41%
Grade 7*	14	0	1 7%	3 21%	10 71%	0	71%	37%
Grade 8*	10	0	2 20%	3 30%	5 50%	0	50%	24%
Algebra I 7th grade	7	0	0	0	5 71%	2 29%	100%	36%
Algebra 1 8th grade	13	0	0	2 15%	11 85%	0	85%	36%

Note: Numbers may not sum to 100% due to rounding.

HW Mountz Grades 3-8 Math
Average Overall Scores

Surpass The State and
PARCC Average Overall
Score

HW Mountz Algebra 1
Average Overall Scores

Surpass The State and
PARCC Average Overall
Score

HW Mountz Grades 3-8 ELA
Average Overall Scores

Surpass The State and
PARCC Average Overall
Score


HW Mountz Grades 3-8
Average Overall Score in
Reading
Literature, Informational,
Vocabulary

Surpass The State and
PARCC Average Overall
Score

HW Mountz Grades 3-8
Average Score Writing

Surpass The State and
PARCC Average Overall
Score

2015
HW Mountz
HIGHLIGHTS



QUESTIONS TO GUIDE PARCC DATA REFLECTION

- **How will we use PARCC data to identify strengths and gaps that exist in curriculum and instruction?**
- **How will we use PARCC data to inform the conversations of our educators?**
- **What can we learn about where additional professional resources are needed to meet the learning needs of all students?**

HW Mountz Prepares for the Year Ahead...

- **PARCC data will be used to drive more meaningful conversations around students, standards, instructional improvements, and family engagement.**
- **HW Mountz Ranks top 10 in NJ according to Manasquan/Belmar Patch...ELA grades 5,6,7 and Math 3 & 4.**
<http://patch.com/new-jersey/manasquan/parcc-results-njs-top-school-districts-manasquan-results-more>
- **This is a “2015 Blue Ribbon School” and we will continue to maintain the academic rigor and grit while increasing performance in both teaching and learning for all!**
-



Congratulations...



and thank you to all of our teachers, students and support staff for working so hard over these past few years. Both hard work and dedication contribute to the success of everyone...

